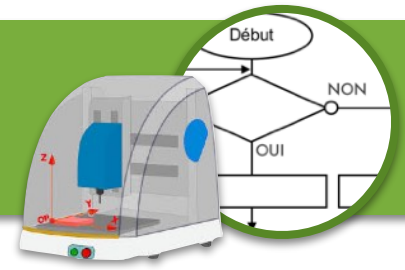


COMMENT RÉALISER UN ALGORIGRAMME FACILEMENT ?


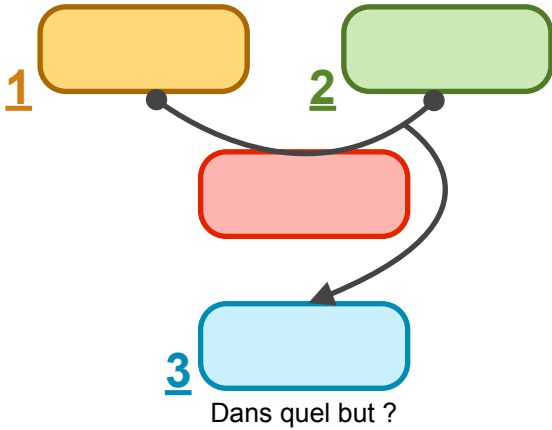


Nom prénom :

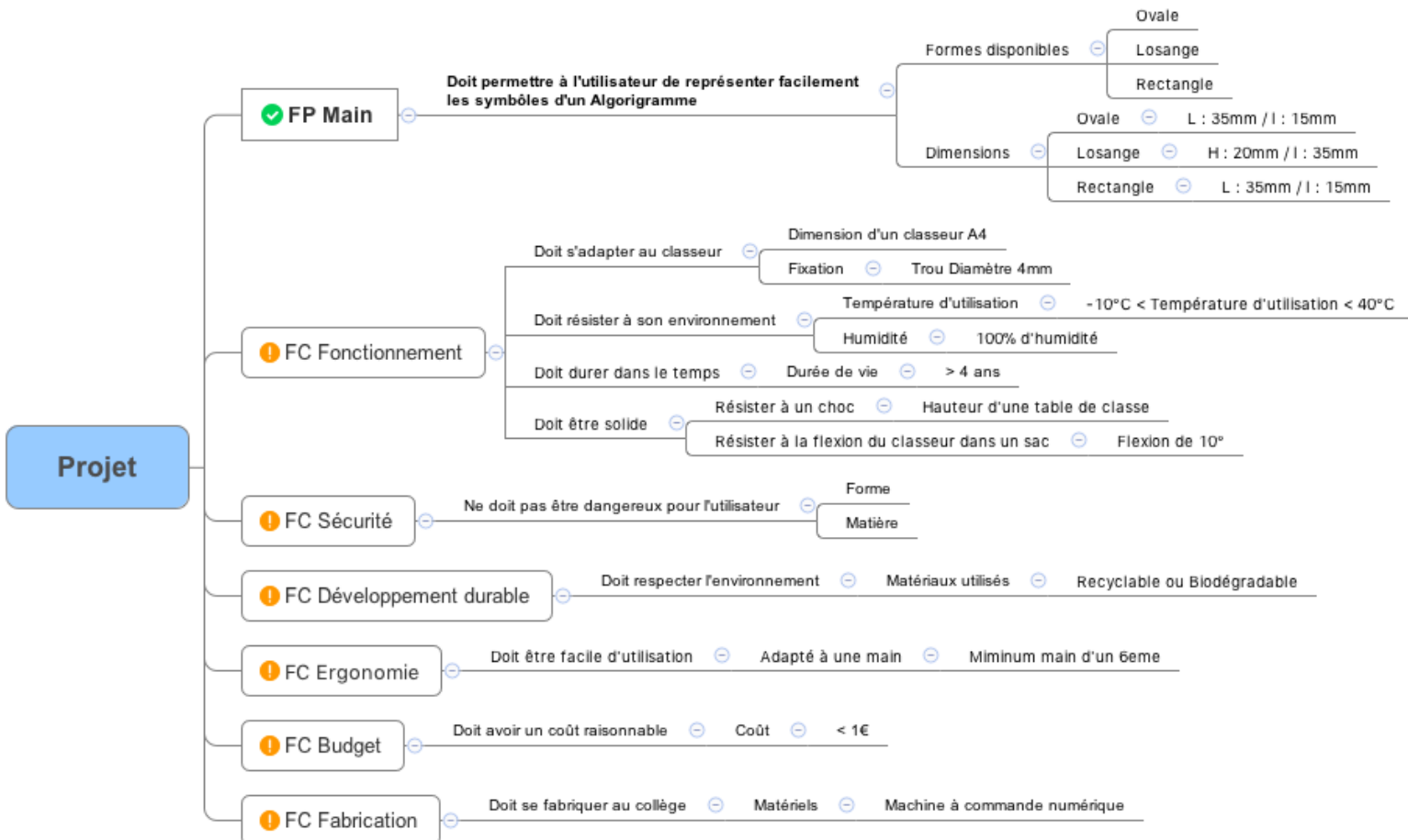
ANALYSE DU BESOIN

A qui le produit rend-il service ?

Sur quoi agit-il ?



CAHIER DES CHARGES




FONCTIONS ET SOLUTIONS TECHNIQUES

Fonction principale

Fonctions techniques

Solutions techniques



A large, empty, rounded rectangular box with a green border, intended for the main function.

Three empty, rounded rectangular boxes with a red border, intended for technical functions. They are connected to the main function box by a vertical line on the left and horizontal lines on the right.

Seven empty, rounded rectangular boxes with a blue border, intended for technical solutions. They are connected to the technical function boxes by horizontal lines on the left and vertical lines on the right.

Seven empty, dashed rectangular boxes, intended for additional notes or details related to the solutions.

DESSIN DE LA SOLUTION

A large grid of 20 columns and 30 rows, with a vertical line down the center, intended for drawing the solution.